



# 2010-2011 GMT Reports for District (or Undistricted) **District 31 A**

GMT: **CARL HARRELL**

Location: **NORTH CAROLINA**

GMT CA: **1**

## CLUBS

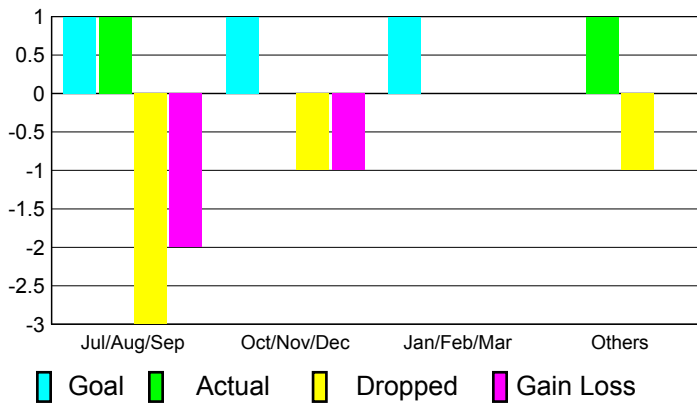
**Club Results**  
2010-2011

**Clubs**  
2009-2010

Month	New Club Goal	Actual New Clubs	Actual Dropped Clubs	Gain/Loss of Clubs	Gain/Loss of Clubs
Jul/Aug/Sep	1	1	-3	-2	0
Oct/Nov/Dec	1	0	-1	-1	0
Jan/Feb/Mar	1	0	0	0	0
Apr/May/June	0	1	-1	0	2
<b>Totals</b>	<b>3</b>	<b>2</b>	<b>-5</b>	<b>-3</b>	<b>2</b>

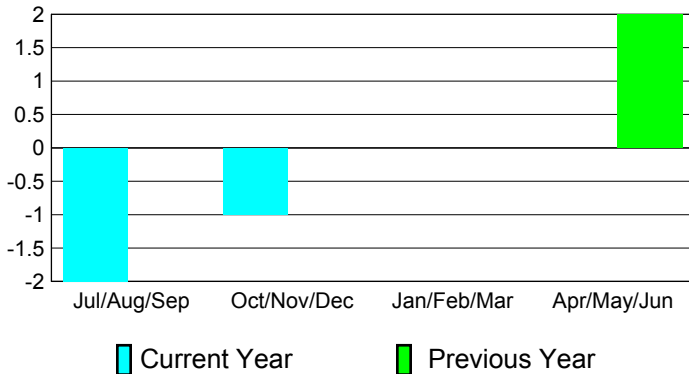
### Club Results 2010-2011

Goal, New, Dropped, Gain/Loss



### Comparison of Club Gain/Loss

Current Year Compared to the Previous Year



### YTD Status Quo Clubs 2010-2011

Status Quo Clubs Compared to Status Quo Members



## MEMBERSHIP

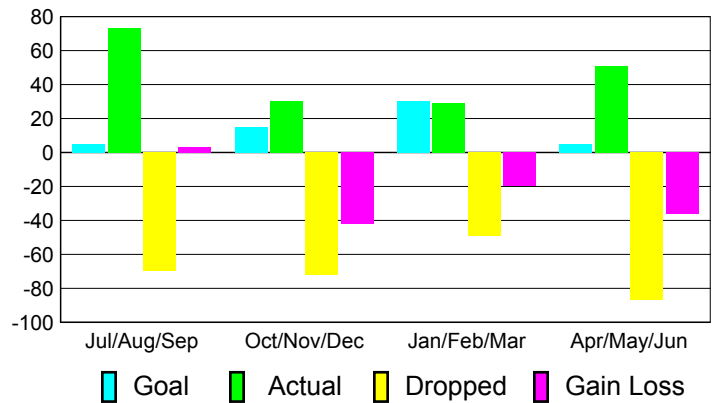
**Membership Results**  
2010-2011

**Membership**  
2009-2010

Month	Net Memb Goal	Actual New Memb	Actual Dropped Memb	Gain/Loss of Memb	Gain/Loss of Memb
Jul/Aug/Sep	5	73	-70	3	-13
Oct/Nov/Dec	15	30	-72	-42	-8
Jan/Feb/Mar	30	29	-49	-20	2
Apr/May/June	5	51	-87	-36	77
<b>Totals</b>	<b>55</b>	<b>183</b>	<b>-278</b>	<b>-95</b>	<b>58</b>

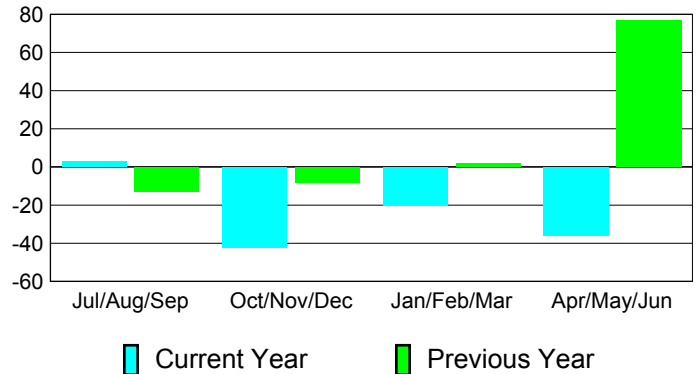
### Membership Results 2010-2011

Goal, New, Dropped, Gain/Loss

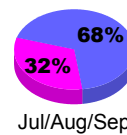


### Comparison of Membership Gain/Loss

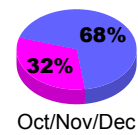
Current Year Compared to the Previous Year



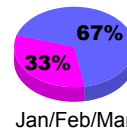
### Gender Comparison 2010-2011



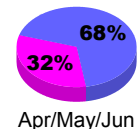
Jul/Aug/Sep



Oct/Nov/Dec



Jan/Feb/Mar



Apr/May/June

Male

Female